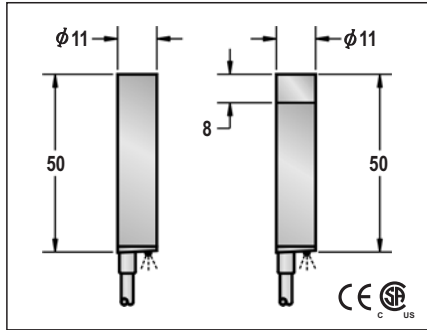


DC INDUCTIVE PROXIMITY SWITCH

φ 11	
●	○
2 mm	4 mm
stainless steel or nickel plated brass	
●	



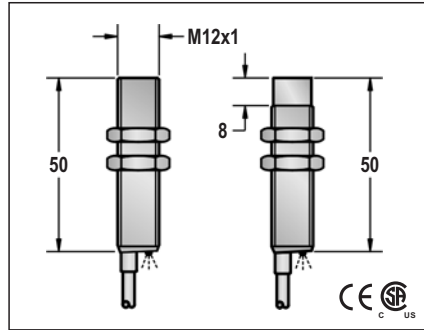
10-30VDC or 5-36VDC or 10-55VDC	
<10%	
<10mA	<20mA
200mA	
<0.01mA	
-	
-	
<1.5V or <1.0V or <2.0V	
2KHZ	1KHZ
0.1ms/0.1ms	0.2ms/0.2ms
<15%(Sr)	
<1.0%(Sr)	
IP67	
-25°C - +70°C	
<10%(Sr)	
YES	
220mA	
<10ms	
RFI>3V/m / EFT>1KV / ESD>4KV (contact)	
IEC 60947-5-2, Part 7.4.1 / IEC 60947-5-2, Part 7.4.2	
POM	

FCM1-D1102N-A3U2	1	FCM2-D1104N-A3U2
FCM1-D1102N-B3U2	2	FCM2-D1104N-B3U2
FCM1-D1102P-A3U2	3	FCM2-D1104P-A3U2
FCM1-D1102P-B3U2	4	FCM2-D1104P-B3U2
FCM1-D1102P-S4U2	6	FCM2-D1104P-S4U2
FCM1-D1102N-S4U2	2	FCM2-D1104N-S4U2
FCM1-D1102C-A2U2	7	FCM2-D1104C-A2U2
FCM1-D1102C-B2U2	8	FCM2-D1104C-B2U2
HCM1-D1102N-A3U2	1	HCM2-D1104N-A3U2
HCM1-D1102N-B3U2	2	HCM2-D1104N-B3U2
HCM1-D1102P-A3U2	3	HCM2-D1104P-A3U2
HCM1-D1102P-B3U2	4	HCM2-D1104P-B3U2
ICM1-D1102N-A3U2	1	ICM2-D1104N-A3U2
ICM1-D1102N-B3U2	2	ICM2-D1104N-B3U2
ICM1-D1102P-A3U2	3	ICM2-D1104P-A3U2
ICM1-D1102P-B3U2	4	ICM2-D1104P-B3U2
ICM1-D1102P-S4U2	6	ICM2-D1104P-S4U2
ICM1-D1102N-S4U2	2	ICM2-D1104N-S4U2

Voltage Drop: <1.5V (for Operating Volt. 10-30V)
<1V (for Operating Volt. 5-36V)
<2V (for Operating Volt. 10-55V)
This applies to all models in the category of
DC INDUCTIVE PROXIMITY SWITCH.

4 φ 3x0.15	
Approx.55 g	

M 12	
●	○
2 mm	4 mm
stainless steel or nickel plated brass	
●	



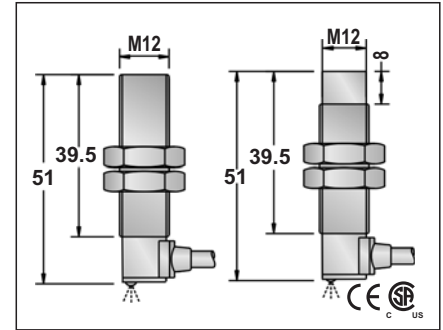
10-30VDC or 5-36VDC or 10-55VDC	
<10%	
<10mA	<20mA
200mA	
<0.01mA	
-	
-	
<1.5V or <1.0V or <2.0V	
2KHZ	1KHZ
0.1ms/0.1ms	0.2ms/0.2ms
<15%(Sr)	
<1.0%(Sr)	
IP67	
-25°C - +70°C	
<10%(Sr)	
YES	
220mA	
<10ms	
RFI>3V/m / EFT>1KV / ESD>4KV (contact)	
IEC 60947-5-2, Part 7.4.1 / IEC 60947-5-2, Part 7.4.2	
POM	PBT

FCM1-1202N-A3U2	1	FCM2-1204N-A3U2
FCM1-1202N-B3U2	2	FCM2-1204N-B3U2
FCM1-1202P-A3U2	3	FCM2-1204P-A3U2
FCM1-1202P-B3U2	4	FCM2-1204P-B3U2
FCM1-1202P-S4U2	6	FCM2-1204P-S4U2
FCM1-1202N-S4U2	5	FCM2-1204N-S4U2
FCM1-1202C-A2U2	7	FCM2-1204C-A2U2
FCM1-1202C-B2U2	8	FCM2-1204C-B2U2
HCM1-1202N-A3U2	1	HCM2-1204N-A3U2
HCM1-1202N-B3U2	2	HCM2-1204N-B3U2
HCM1-1202P-A3U2	3	HCM2-1204P-A3U2
HCM1-1202P-B3U2	4	HCM2-1204P-B3U2
ICM1-1202N-A3U2	1	ICM2-1204N-A3U2
ICM1-1202N-B3U2	2	ICM2-1204N-B3U2
ICM1-1202P-A3U2	3	ICM2-1204P-A3U2
ICM1-1202P-B3U2	4	ICM2-1204P-B3U2
ICM1-1202P-S4U2	6	ICM2-1204P-S4U2
ICM1-1202N-S4U2	5	ICM2-1204N-S4U2

Please see Page 18 for details and
specifications of DC 2-Wire models
on this page.

4 φ 3x0.15	
Approx.67 g	Approx.65 g

M 12	
●	○
2 mm	4 mm
stainless steel or nickel plated brass	
●	



10-30VDC or 5-36VDC or 10-55VDC	
<10%	
<10mA	<20mA
200mA	
<0.01mA	
-	
-	
<1.5V or <1.0V or <2.0V	
2KHZ	1KHZ
0.1ms/0.1ms	0.2ms/0.2ms
<15%(Sr)	
<1.0%(Sr)	
IP67	
-25°C - +70°C	
<10%(Sr)	
YES	
220mA	
<10ms	
RFI>3V/m / EFT>1KV / ESD>4KV (contact)	
IEC 60947-5-2, Part 7.4.1 / IEC 60947-5-2, Part 7.4.2	
POM	PBT

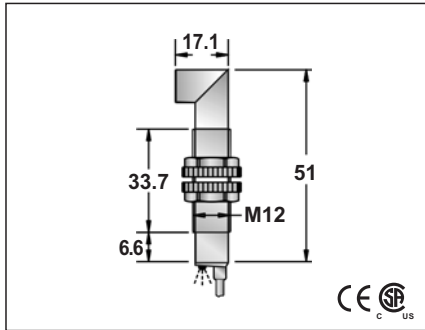
FCM1-1202N-A3U2Y	1	FCM2-1204N-A3U2Y
FCM1-1202N-B3U2Y	2	FCM2-1204N-B3U2Y
FCM1-1202P-A3U2Y	3	FCM2-1204P-A3U2Y
FCM1-1202P-B3U2Y	4	FCM2-1204P-B3U2Y
FCM1-1202P-S4U2Y	6	FCM2-1204P-S4U2Y
FCM1-1202N-S4U2Y	5	FCM2-1204N-S4U2Y
FCM1-1202C-A2U2Y	7	FCM2-1204C-A2U2Y
FCM1-1202C-B2U2Y	8	FCM2-1204C-B2U2Y
HCM1-1202N-A3U2Y	1	HCM2-1204N-A3U2Y
HCM1-1202N-B3U2Y	2	HCM2-1204N-B3U2Y
HCM1-1202P-A3U2Y	3	HCM2-1204P-A3U2Y
HCM1-1202P-B3U2Y	4	HCM2-1204P-B3U2Y
ICM1-1202N-A3U2Y	1	ICM2-1204N-A3U2Y
ICM1-1202N-B3U2Y	2	ICM2-1204N-B3U2Y
ICM1-1202P-A3U2Y	3	ICM2-1204P-A3U2Y
ICM1-1202P-B3U2Y	4	ICM2-1204P-B3U2Y
ICM1-1202P-S4U2Y	6	ICM2-1204P-S4U2Y
ICM1-1202N-S4U2Y	5	ICM2-1204N-S4U2Y

Hxxx-xxxx-xxxx.
↳ DC 10-55V type no load current
< 20mA. Following page is same.

4 φ 3x0.15	
Approx.67 g	Approx.65 g

DC INDUCTIVE PROXIMITY SWITCH

M 12	
●	○
2 mm	4 mm
stainless steel or nickel plated brass	
●	



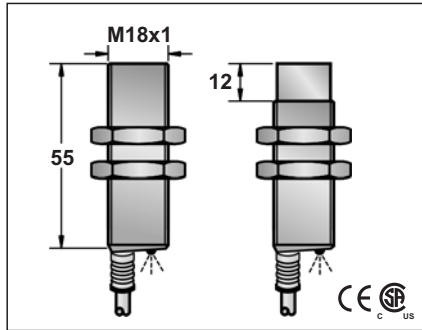
10-30VDC or 5-36VDC or 10-55VDC	
<10%	
<10mA	<20mA
200mA	
<0.01mA	
-	
<1.5V or <1.0V or <2.0V	
2KHZ	1KHZ
0.1ms/0.1ms	0.2ms/0.2ms
<15%(Sr)	
<1.0%(Sr)	
IP67	
-25°C - +70°C	
<10%(Sr)	
YES	
220mA	
<10ms	
RFI>3V/m / EFT>1KV / ESD>4KV (contact)	
IEC 60947-5-2,Part 7.4.1 / IEC 60947-5-2,Part 7.4.2	
POM	

FCM1-1202N-A3U2Z	1	FCM2-1204N-A3U2Z
FCM1-1202N-B3U2Z	2	FCM2-1204N-B3U2Z
FCM1-1202P-A3U2Z	3	FCM2-1204P-A3U2Z
FCM1-1202P-B3U2Z	4	FCM2-1204P-B3U2Z
FCM1-1202P-S4U2Z	6	FCM2-1204P-S4U2Z
FCM1-1202N-S4U2Z	5	FCM2-1204N-S4U2Z
FCM1-1202C-A2U2Z	7	FCM2-1204C-A2U2Z
FCM1-1202C-B2U2Z	8	FCM2-1204C-B2U2Z
HCM1-1202N-A3U2Z	1	HCM2-1204N-A3U2Z
HCM1-1202N-B3U2Z	2	HCM2-1204N-B3U2Z
HCM1-1202P-A3U2Z	3	HCM2-1204P-A3U2Z
HCM1-1202P-B3U2Z	4	HCM2-1204P-B3U2Z
ICM1-1202N-A3U2Z	1	ICM2-1204N-A3U2Z
ICM1-1202N-B3U2Z	2	ICM2-1204N-B3U2Z
ICM1-1202P-A3U2Z	3	ICM2-1204P-A3U2Z
ICM1-1202P-B3U2Z	4	ICM2-1204P-B3U2Z
ICM1-1202P-S4U2Z	6	ICM2-1204P-S4U2Z
ICM1-1202N-S4U2Z	5	ICM2-1204N-S4U2Z

Voltage Drop: <1.5V (for Operating Volt. 10-30V)
<1V (for Operating Volt. 5-36V)
<2V (for Operating Volt. 10-55V)
This applies to all models in the category of
DC INDUCTIVE PROXIMITY SWITCH.

4 φ 3x0.15	
Approx.153 g	Approx.144 g

M18	
●	○
5 mm	8 mm
stainless steel or nickel plated brass	
●	



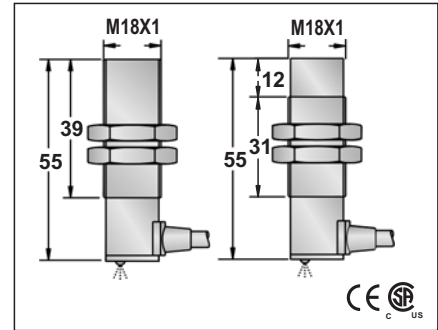
10-30VDC or 5-36VDC or 10-55VDC	
<10%	
<10mA	<20mA
200mA	
<0.01mA	
-	
<1.5V or <1.0V or <2.0V	
1KHZ	500HZ
0.2ms/0.2ms	0.5ms/0.5ms
<15%(Sr)	
<1.0%(Sr)	
IP67	
-25°C - +70°C	
<10%(Sr)	
YES	
220mA	
<10ms	
RFI>3V/m / EFT>1KV / ESD>4KV (contact)	
IEC 60947-5-2,Part 7.4.1 / IEC 60947-5-2,Part 7.4.2	
PBT	

FCM1-1805N-A3U2	1	FCM2-1808N-A3U2
FCM1-1805N-B3U2	2	FCM2-1808N-B3U2
FCM1-1805P-A3U2	3	FCM2-1808P-A3U2
FCM1-1805P-B3U2	4	FCM2-1808P-B3U2
FCM1-1805P-S4U2	6	FCM2-1808P-S4U2
FCM1-1805N-S4U2	5	FCM2-1808N-S4U2
FCM1-1805C-A2U2	7	FCM2-1808C-A2U2
FCM1-1805C-B2U2	8	FCM2-1808C-B2U2
HCM1-1805N-A3U2	1	HCM2-1808N-A3U2
HCM1-1805N-B3U2	2	HCM2-1808N-B3U2
HCM1-1805P-A3U2	3	HCM2-1808P-A3U2
HCM1-1805P-B3U2	4	HCM2-1808P-B3U2
ICM1-1805N-A3U2	1	ICM2-1808N-A3U2
ICM1-1805N-B3U2	2	ICM2-1808N-B3U2
ICM1-1805P-A3U2	3	ICM2-1808P-A3U2
ICM1-1805P-B3U2	4	ICM2-1808P-B3U2
ICM1-1805P-S4U2	6	ICM2-1808P-S4U2
ICM1-1805N-S4U2	5	ICM2-1808N-S4U2

Please see Page 18 for details and
specifications of DC 2-Wire models
on this page.

5.0 φ 44x0.1	
Approx.153 g	Approx.144 g

M 18	
●	○
5 mm	8 mm
stainless steel or nickel plated brass	
●	



10-30VDC or 5-36VDC or 10-55VDC	
<10%	
<10mA	<20mA
200mA	
<0.01mA	
-	
<1.5V or <1.0V or <2.0V	
1KHZ	500HZ
0.2ms/0.2ms	0.5ms/0.5ms
<15%(Sr)	
<1.0%(Sr)	
IP67	
-25°C - +70°C	
<10%(Sr)	
YES	
220mA	
<10ms	
RFI>3V/m / EFT>1KV / ESD>4KV (contact)	
IEC 60947-5-2,Part 7.4.1 / IEC 60947-5-2,Part 7.4.2	
PBT	

FCM1-1805N-A3U2Y	1	FCM2-1808N-A3U2Y
FCM1-1805N-B3U2Y	2	FCM2-1808N-B3U2Y
FCM1-1805P-A3U2Y	3	FCM2-1808P-A3U2Y
FCM1-1805P-B3U2Y	4	FCM2-1808P-B3U2Y
FCM1-1805P-S4U2Y	6	FCM2-1808P-S4U2Y
FCM1-1805N-S4U2Y	5	FCM2-1808N-S4U2Y
FCM1-1805C-A2U2Y	7	FCM2-1808C-A2U2Y
FCM1-1805C-B2U2Y	8	FCM2-1808C-B2U2Y
HCM1-1805N-A3U2Y	1	HCM2-1808N-A3U2Y
HCM1-1805N-B3U2Y	2	HCM2-1808N-B3U2Y
HCM1-1805P-A3U2Y	3	HCM2-1808P-A3U2Y
HCM1-1805P-B3U2Y	4	HCM2-1808P-B3U2Y
ICM1-1805N-A3U2Y	1	ICM2-1808N-A3U2Y
ICM1-1805N-B3U2Y	2	ICM2-1808N-B3U2Y
ICM1-1805P-A3U2Y	3	ICM2-1808P-A3U2Y
ICM1-1805P-B3U2Y	4	ICM2-1808P-B3U2Y
ICM1-1805P-S4U2Y	6	ICM2-1808P-S4U2Y
ICM1-1805N-S4U2Y	5	ICM2-1808N-S4U2Y

5.0 φ 44x0.1	
Approx.153 g	Approx.144 g

